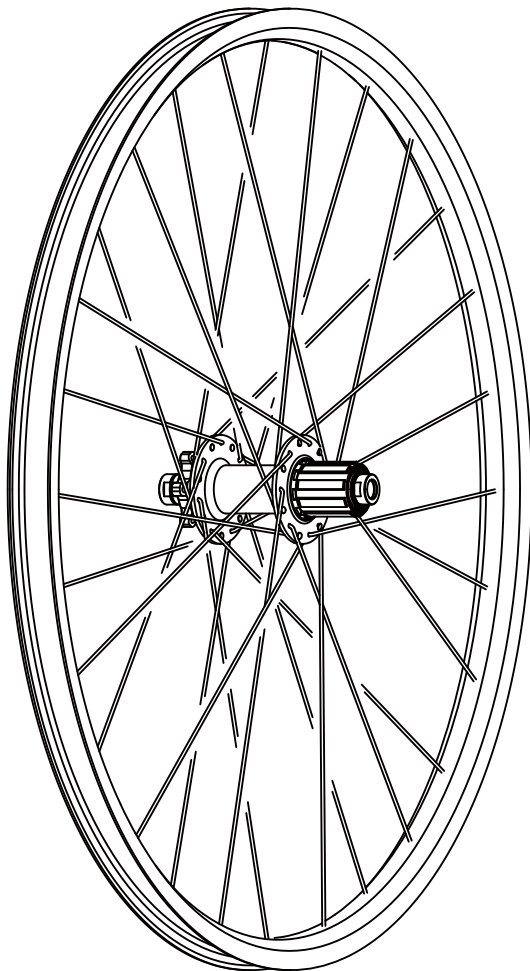
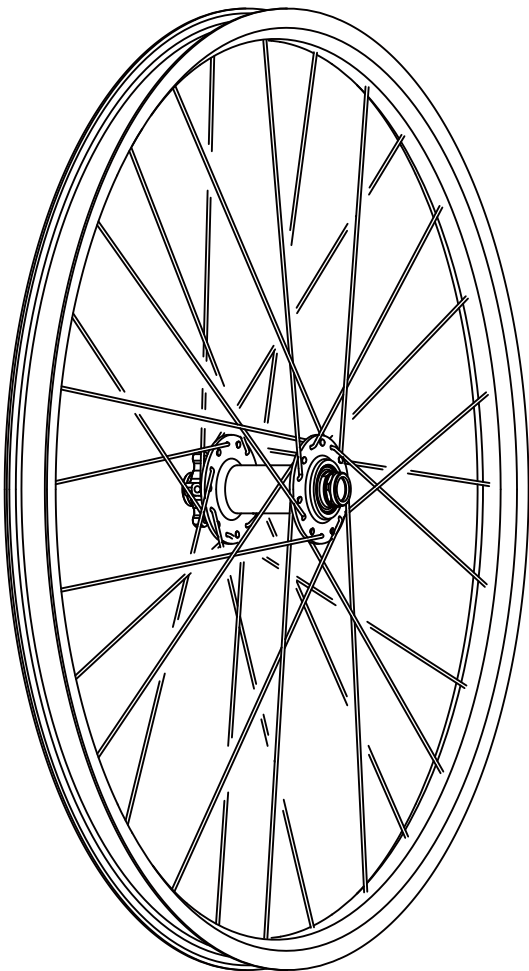




C19A-30

PRIME
Alloy Clincher

DISC BRAKE ALLROAD WHEELSET



SPECIFICATION

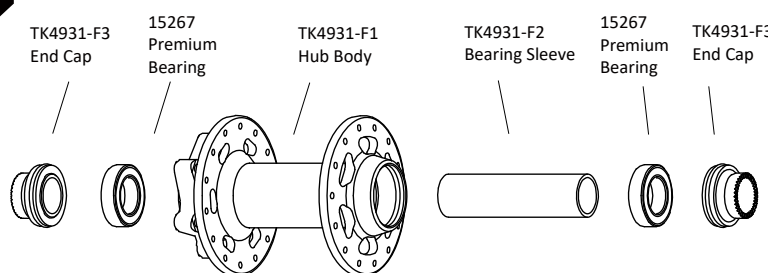
RIM				HUB	SPOKE / NIPPLE	CASSETTE COMPATIBILITY	WHEEL MAXIMUM
Profile Depth	Internal Width	External Max Width	Recomended Tyre Size	M1X Hubset F-28H R-28H PREMIUM Bearing	Pillar P1416 Black Spoke	Shimano HG SRAM XD Micro Spline	Inflation Pressure 80psi (700x32c)
19mm	30mm	35mm	700x32c to 29"x2.2"		Alloy External Black Nipple		Rider Weight 100kg

WARNING

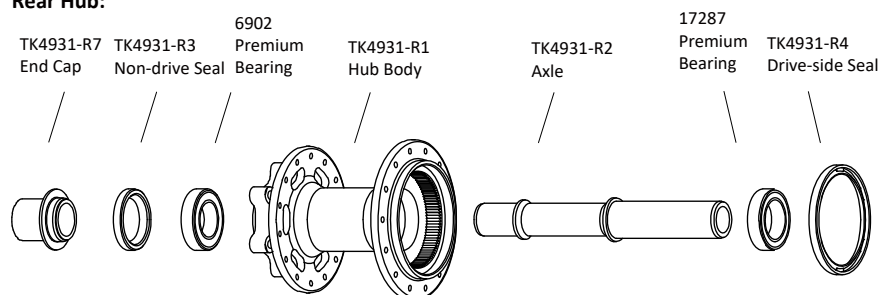
1. Use only TOKEN brand carbon-rim specified brake pads on rims with carbon fiber brake track. Use other brake pads could degrade braking performance and may lead to unwanted character such as noise and heat accumulation, as well as serious injury of rider.
2. Over tensioning spokes and exceeding maximum inflation pressure could cause unseen damage. Note that overly inflated tyres don't necessarily have lower rolling resistance, and may have inferior traction!
3. Discontinue use of rim immediately if the brake track is worn, deformed (carbon) or the wear indication dots disappear (alloy).
4. Mounting clincher tyres on tubeless-ready rims could take more effort than on regular rims. Take great care not to damage any part of the rim with tyre lever! Applying mild soap water or tyre sealant on rim and tyre bead could make tyre installation easier.
5. Make sure your tyre-and-wheel combination meets ISO 4210-6 Safety Requirement regulation - there should always be a clearance no less than 4mm between the tyre and the frame, as well as other components such as brake caliper.
6. Failure to follow the conditions listed above may result in 3-year warranty being voided. Contact your local dealer or see the TOKEN website for details. -www.tokenproducts.com-

HUBS

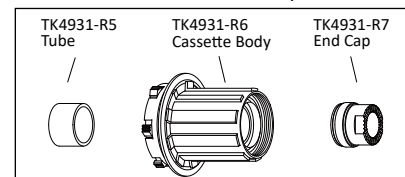
Front Hub:



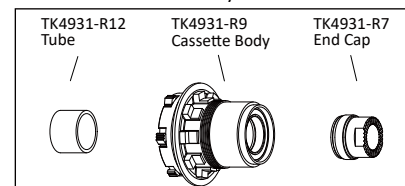
Rear Hub:



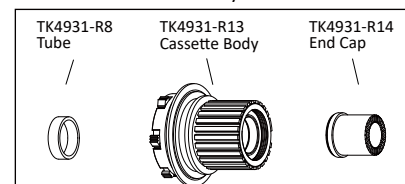
TK2727 SHIMANO Cassette Body Set



TK2722 XD Cassette Body Set



TK2771 MS Cassette Body Set



WHEEL BUILDING

RIM

BEARING

Spoke Information		Tension (kgf)	Size	Length (mm)	ERD (mm)	Front	Rear < SHIMANO >
Front	Drive Side (RH)	90~110	14G	230	594.5	15267* 2	6902 * 1 17287*1 6803*2
	Non-Drive Side (LH)	100~120	14G	298			
Rear	Drive Side (RH)	110~130	14G	296			
	Non-Drive Side (LH)	75~95	14G	298			